



User Manual


ADVENTURIDGE.

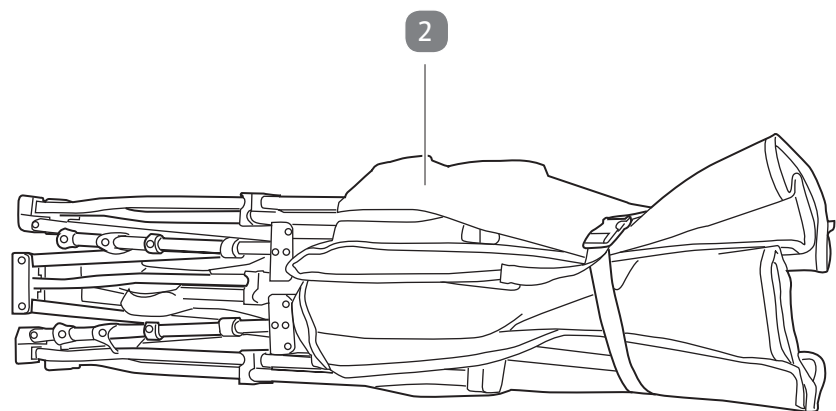
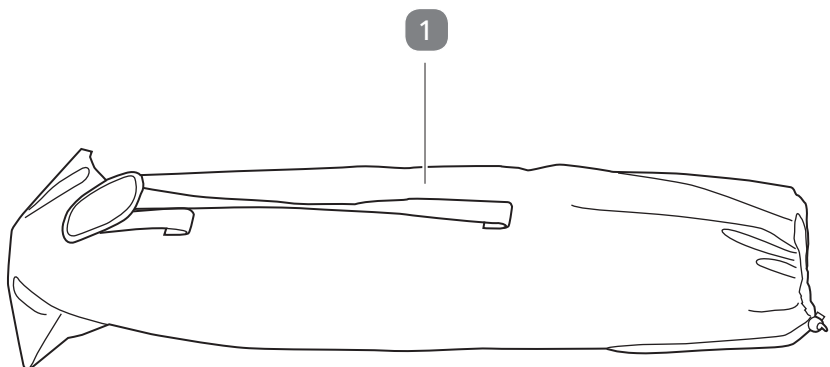
CAMPING BED



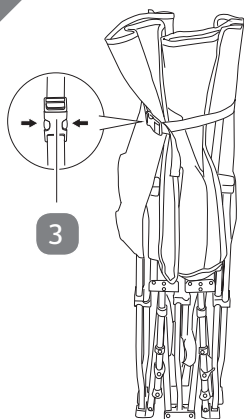
Contents

Overview	3
Use.....	4
Package contents/parts	5
General information.....	6
Reading and storing the user manual	6
Explanation of symbols	6
Safety	7
Proper use.....	7
Safety instructions.....	7
First use.....	8
Checking the bed and scope of delivery	8
Use.....	9
Setting up the bed.....	9
Disassembling the bed	9
Cleaning	9
Storage	10
Technical data	10
Disposal.....	11
Disposing of the packaging	11
Disposing of the bed	11

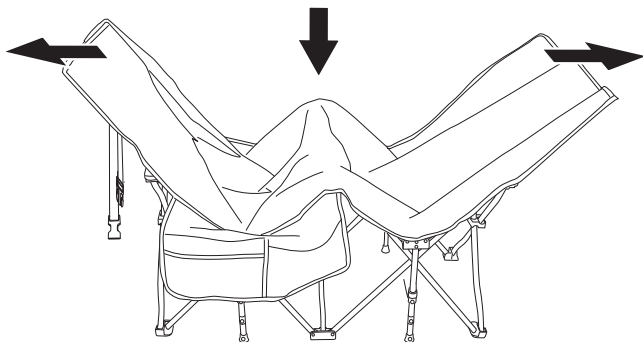
A



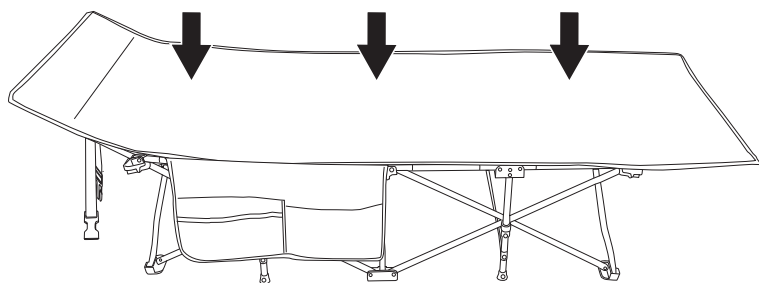
B



C



D



Package contents/parts

- 1 Storage bag
- 2 Bed
- 3 Closure

IMPORTANT, RETAIN FOR FUTURE REFERENCE: READ CAREFULLY

General information

Reading and storing the user manual



This user manual accompanies this camping bed (referred to below only as the “bed”). It contains important information on set-up and handling.

Before using the bed, read the user manual carefully. This particularly applies to the safety notes. Failure to heed this user manual may result in severe injury or in damage to the bed.

The user manual is based on the standards and rules in force in the European Union. When abroad, you must also observe country-specific guidelines and laws.

Store the user manual for future use. If you pass the bed on to third parties, please be absolutely sure to include this user manual.

Explanation of symbols

The following symbols and signal words are used in this user manual, on the camping bed or on the packaging.



This signal symbol/word designates a hazard with a moderate degree of risk which may lead to death or severe injury if not avoided.



This signal symbol/word designates a hazard with low risk that, if not avoided, may result in minor or moderate injury.



This signal word warns against potential damages to property.



Do not sit on the front foot area of the bed.

Safety

Proper use

The bed is only designed for sleeping and resting purposes in connection with camping and leisure activities. The maximum load must not exceed 100 kg. The bed is only intended for private use and not suitable for commercial purposes.

Only use the bed as described in this user manual. Any other use is deemed improper and may result in damage to property or even personal injury. The bed is not a children's toy.

The manufacturer or vendor accepts no liability for damage caused by improper or incorrect use.

Safety instructions



Danger of suffocation!

If children play with the packaging material and slip the plastic bags included in the packaging or the storage bag over their head, they could suffocate.

- Keep the packaging material as well as storage bag away from children.
- Never leave the storage bag unattended.



Risk of injury!

Incorrect assembly and usage of the bed could cause you an injury.

- Place the bed on a level, non-slip surface.
- Do not stand on the bed and do not jump on it. The bed can tip easily.
- Ensure that children do not play with or on the bed.
- The bed may only be used by one person at a time.
- Do not exceed the bed's load bearing capacity of 100 kg.

- Danger of tipping: Do not sit on the front foot area of the bed.



Fire hazard!

The cover of the bed consists of a flammable material. If the bed is too close to an intense heat source (e.g. a camp fire), the cover could melt or burn.

- Keep the bed away from fire and other sources of heat.

NOTICE!

Risk of damage!

Improper handling of the bed may damage it.

- Protect the camping bed from weather damage caused by rain, direct sunlight or moisture.

First use

Checking the bed and scope of delivery

NOTICE!

Risk of damage!

If you are not cautious when opening the packaging with a sharp knife or other pointy objects, you may quickly damage the bed.

- Be very careful when opening.
 1. Take the bed out of the packaging.
 2. Check to make sure that all parts are included (see **Fig. A**).
 3. Check whether the bed **2** or the individual parts show signs of damage. If this is the case, do not use the bed. Contact the manufacturer at the service address specified on the warranty card.

Use

Setting up the bed



Risk of injury!

Incorrect assembly and usage of the bed could cause you an injury.

- When assembling the bed, take care not to trap your fingers.
 1. Position the bed **2** upright in front of you and open the closure **3** (see **Fig. B**).
 2. Unfold the bed by pressing on the centre of the bed from above (see **Fig. C**).
 3. Ensure that the bed is completely flat and taut (see **Fig. D**)

You have successfully assembled the bed and it is now ready for use.

Disassembling the bed



Risk of injury!

If you disassemble and use the bed incorrectly, you may injure yourself.

- When you disassemble the bed, ensure you do not trap your fingers.
- Reverse the steps described in the chapter “Setting up the bed” to disassemble the bed.

Cleaning

NOTICE!

Risk of damage!

Improper handling of the bed may damage it.

- Do not use any aggressive cleaners, brushes with metal or nylon bristles or sharp or metallic cleaning utensils such as

knives, hard scrapers and the like. They could damage the surfaces.

1. Clean the bed **2** with a dry cloth. Remove any stubborn dirt with a damp cloth and a mild detergent if necessary.
2. Dry the bed off with a dry cloth.

Storage

All parts must be completely dry before being stored.

- Clean and dry the bed **2** thoroughly before storing it.
- Store all parts of the bed in the storage bag **1** supplied with the bed.
- Always store the bed in a dry, frost-free area which is inaccessible to children and protected from direct rays of sunlight.

Technical data

Model:	FLX-CB-02
Article number:	98251
Maximum load:	approx. 100 kg
Weight including storage bag:	approx. 5.7 kg (+/- 5 %)
Dimensions (L × W × H)	
when set up:	approx. 190 × 67 × 38/52 cm
folded:	approx. 104 × 15 × 25 cm
Camping bed dimensions (W × L):	approx. 65 × 188 cm
Frame material:	Steel Q195
Bed surface material:	100% Polyester (600 D)

Side bag (cannot be removed)

Compartments:	3 compartments, 1 of which is a net compartment
Dimensions (W × L):	approx. 54 × 29 cm

This user manual can also be downloaded as a PDF file from our homepage www.flexxtrade.de.

Disposal

Disposing of the packaging

- Dispose of the packaging separated into single type materials. Dispose of paper-board and cardboard with waste paper and plastics with recyclable waste.

Disposing of the bed

- Dispose of the bed in accordance with the disposal laws and regulations in force in your country.



Great care has gone into the manufacture of this product and it should therefore provide you with years of good service when used properly. In the event of product failure within its intended use over the course of the first 3 years after date of purchase, we will remedy the problem as quickly as possible once it has been brought to our attention. In the unlikely event of such an occurrence, or if you require any information about the product, please contact us via our helpline support services, details of which are to be found both in this manual and on the product itself.



PRODUCED IN CHINA FOR:

ALDI STORES LTD. PO BOX 26, ATHERSTONE
WARWICKSHIRE, CV9 2SH.

ALDI STORES (IRELAND) LTD.
PO BOX 726, NAAS, CO. KILDARE.
Visit us at www.aldi.com

AFTER SALES SUPPORT

98251

   **00800 / 78747874**

   **www.flexxtrade.de**

MODEL:
FLX-CB-02

05/2019

3
YEAR
WARRANTY